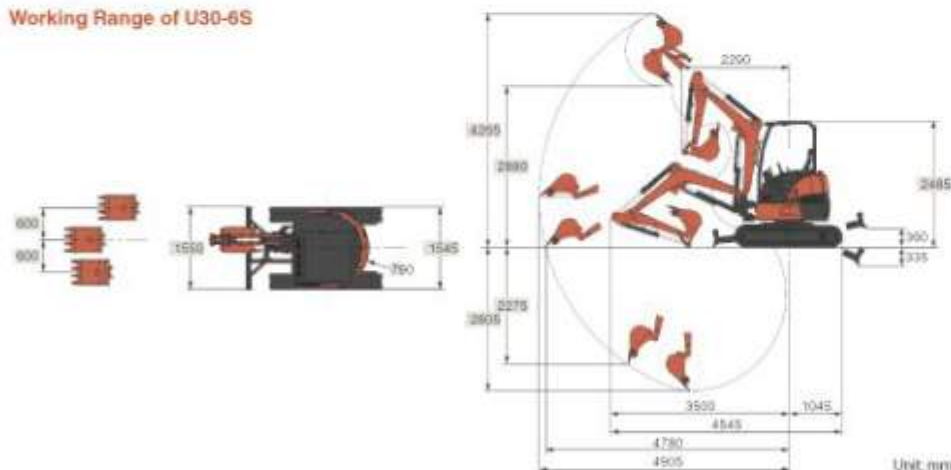


## Specifications

Model		U30-6S	
Type		Canopy	
		steel	rubber
Bucket capacity	m <sup>3</sup>	0.09	
Std. bucket width (with/without cutting blade)	mm	530 / 480	
Machine weight	kg	3,195	3,090
Operating weight (including operator weight:75kg)	kg	3,270	3,155
Dimensions (In transport condition)	Overall length	mm	4,545
	Overall height	mm	2,485
	Overall width	mm	1,550
	Min. ground clearance	mm	290
Engine	Model	D1800-M 01-E2-BH-TM	
	Total displacement	cc	1,820
	Rated output (SAE J1995 gross)	kW (HP) / rpm	20.5(27.5) / 2,200
	Max. digging height	mm	4,265
Working range	Max. dumping height	mm	2,865
	Max. digging depth	mm	2,820
	Max. vertical digging depth	mm	2,275
	Max. reach radius	mm	4,905
	Booms swing (left/right)	deg	70/48
	Min. turning radius (with swing)	mm	2,290(1,845)
	Min. tail turning radius	mm	790
	Max. breakout force (bucket)	kN (kgf)	30.1(3069)
	Crawler shoe width	mm	300
	Crawler length	mm	2,125
Travel section	Turntable distance	mm	1,965
	Travel speed (1st/2nd gear)	km / h	2.5 / 4.4
	Max. climbing angle	deg	30
Swivel speed		rpm	8.6
	Width	mm	1,550
Dozer	Height	mm	340
	Max. lift above ground/drop below ground	mm	300 / 335
Hydraulic pump type		Variable pump x 1	
Swivel motor type		Hydraulic piston motor	
Travel motor type		Hydraulic piston motor 2F	
Fuel tank capacity	L	41.5	

NOTE : ● Above dimensions are based on the machine with steel tracks and an unloaded digging bucket (Q10 bucket).  
● Specifications are subject to change without notice.

## Working Range of U30-6S



## Kubota Agricultural Machinery India Pvt Ltd.

No.94, TVH BELICIAA, TOWER- 1,  
8<sup>th</sup> floor, MRC Nagar, Chennai - 600 028  
Tel : +91 - 44 - 6104 1500 Fax : 044 6104 1600  
Web : [www.kubota.co.in](http://www.kubota.co.in), Follow Us : [YouTube](#) [f](#) [in](#)

AKK2180

# U30-6S

## For Earth, For Life

Kubota

Kubota Mini Excavator



# EXPERIENCE THE PREMIUM

## High Grade Mini Excavator **U30-6s**

*The latest hydraulic system (NEW LS) that improves operation and fuel efficiency is newly installed on the Kubota U30-6S. It helps customers to work more comfortably and efficiently.*



### **Kubota Original Direct Injection Engine**

*The U30-6S is equipped with a Kubota direct injection engine. The engine and machine are developed simultaneously to maximize excavation and lifting performance. It also makes minimize the noise vibration and fuel consumption.*






# Performance

By combining the new hydraulic system with technology cultivated over many years, the efficiency of actions such as drilling, lifting, and traveling has been maximized.

## New load sensing system

The system adjusts the hydraulic pressure according to the load changes and reacts precisely to the movement of the control lever. Since the engine load is small, various inching and compounding operations can be undertaken without affecting the performance of the hydraulic flow.

U30-6S fuel economy has improved by 5% compared to the former model.



### Service port

The service port at the end of the arm allows hydraulic power for attachments such as a breaker.

### Improved hose positioning

The slack of the boom cylinder hose has been reduced in order to prevent unexpected damage to the hose.

### Third-line hydraulic return

When working with one-way hydraulic attachments such as a breaker, the standard third-line hydraulic return system allows oil to flow directly back to the tank.



### 2-speed travel switch

With the 2-speed travel switch placed on the dozer lever, dozing operations can be done faster and more easily.



### Travel pedals

The standard travel pedals facilitate tracking.



### Auto-shift

The U30-6S auto-shift automatically shifts travel speed from high to low, depending on traction and terrain, allowing smoother operation.

### AUX Flow rate (50L/min)

AUX Flow rate has increased 22% from previous model.

# Safety & Comfort

U30-6S has been carefully designed for safety to protect the operator while providing a comfortable and reliable operator space.

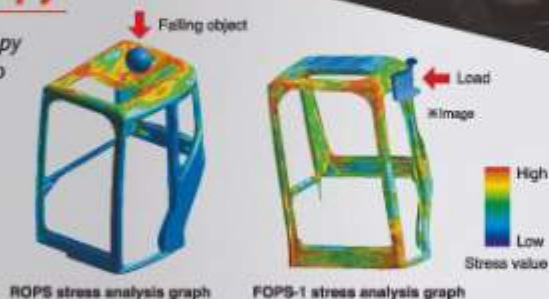
## ROPS/FOPS canopy

The world-class ROPS/FOPS canopy (with seat belts) is used in order to enhance operator safety.

### Field Test

Stress analysis on the ROPS (Roll Over Protective Structure) and FOPS (Falling Object Protective Structure) reveal that the following requirements are met:


- Required energy absorption capability
- Required load carrying capability
- Ensure operator safe zone



## Auto Idling system



Kubota's Auto Idle system helps to reduce fuel usage by up to 10%. When the control levers are in neutral for more than four seconds, the engine idles automatically. Engine restarts immediately by moving any control lever. This innovative feature reduces noise, emissions and running costs.



## Travel motor with disc brake

The travel negative brake locks the tracks to prevent inadvertent movement of the machine. This keeps the excavator secure when transporting or parked on the slope.

## Swivel motor with disc brake

When the engine shuts off, the swivel is locked automatically.

## Prevention of boom lowering

The anti-drop valve prevents unexpected accidents.

## Dial type accelerator

The engine speed can be increased or decreased simply by turning the dial.



## Engine start safety system

The engine can be started only when the safety lever is set to the lock position. The machine will stop moving when the safety lever is set to the lock position in order to prevent accidents caused by mis-operation.

## Front Digital Panel

A digital panel with excellent operability is placed in the right corner in front of the operator. Easy access, simple function settings, easy-to-read indicators and alerts make it easy to understand the status of the machine.



Standard mode



Warning mode



Operation History Record

## Operation History Record

Operation history is automatically recorded on the U30-6S. You can trace back up to 90 days of the machine's usage dates by simply checking the built-in calendar.



# Maintenance

*Kubota has simplified the procedure for routine service and inspection for easy and improved machine maintenance.*

## Easy-to-maintain layout

- 1** Air cleaner
- 2** Water separator
- 3** Fuel filter
- 4** Engine oil filter



- 5** Battery
- 6** Control valves
- 7** Hydraulic oil tank



## Two-piece hose design

*Kubota's innovative two-piece hose design for the dozer blade drastically reduces hose replacement time. This design virtually eliminates the need to enter the machine for maintenance.*

## "X"-shaped Frame + Slanted Track Frame

*Both components are designed to reduce soil accumulation on the track frame.*

## Full open bonnet

*Opening rear and right side hoods completely enables easy access to the engine, control valves, and other components. This leads to simplified maintenance and repair tasks to help keep your U30-6S in the best operating condition.*



**Kubota  
Genuine Parts**  
for maximum  
performance,  
durability and safety.

